



BOULEVARD

Operation

Independence





BOULEVARD

Operation Independence

Your Mission

You are a time-travelling spy. You have gone back to the late 18th century and find yourself in the midst of the Revolutionary War. At this precarious juncture in history, you must use your wits and resourcefulness to decode a hidden directive to pass along to colonial spies and ensure American independence.

Tasks

Study this Spy Guide carefully. In it, you will find everything you need to complete your mission. Take turns inside the optical device and work together with your compatriots on the outside to complete the 2 sequential puzzles: a **Timeline** and a **Cipher**.

Gathering Information

Gather clues from 8 historic paintings and documents hidden in an old, abandoned barn. Scrolls nearby provide essential information like important dates and names. Spies working on the outside should give prompts, ask questions, and keep track of findings.

Checking Answers

For each puzzle, you have 3 chances to verify the accuracy of your spycraft by using fact-check buttons. Each incorrect check costs time and decreases your score by 33%. Record your score after completing each puzzle.

You have 25 minutes total. Be shrewd and make sure your intel is accurate or you will miss this window of opportunity to lock United States into place.

Proceed to Puzzle 1: The Timeline Desk



BOULEVARD

Puzzle 1: Timeline Desk

Put on the optical device

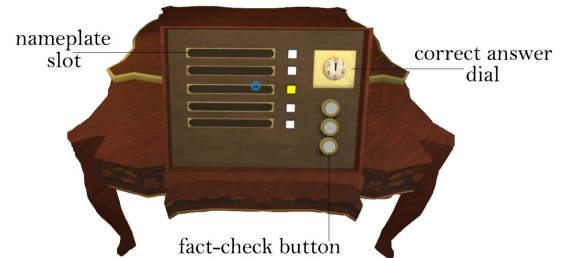
Task

Establish a timeline for the 8 objects in the barn. The first 5 were written or depict events that occurred before Autumn 1777, the date you arrived.

Collect all 8 nameplates and return to the **Timeline Desk**. Organize the nameplates and set the first 5, from earliest to latest, starting at the top.

To select a nameplate - look at it, then tap. It will appear above the desk. Next, tap the slot in which you wish to place it.

After placing all 5, confirm your answers using fact-check buttons. The dial will indicate the number answered correctly. You have 3 chances.




Surrender of Burgoyne
Washington Resigning
Signing of Declaration (Painting)
George Washington
Declaration of Independence (Broadside)
Surrender of Cornwallis
Common Sense
Tea Ships at Boston

*Before hitting “Next,” use the following **Nameplate Symbols** page to record the order of the symbols on the nameplates you placed on the Timeline. Don’t forget to record your score!



BOULEVARD

Nameplate Symbols



Below, record the symbols as they appear on the 5 nameplates in the Timeline.

--	--	--	--	--

1st Wheel

2nd Wheel

3rd Wheel

4th Wheel

5th Wheel

You will use these, in the same order, to select wheels in Puzzle 2.

Proceed to Puzzle 2: Cipher Machine

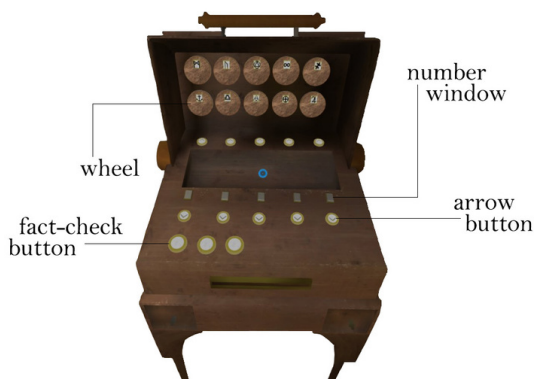


BOULEVARD

Puzzle 2: Cipher Machine

Pass the optical device to your compatriot

Throughout history, ciphers have been used to encrypt and decode messages. The cipher you build will disclose a secret directive once its wheels are properly aligned and turned the right number of times.



Task

To assemble your **Cipher**, select and place 5 wheels into the machine, starting from the left. Place the wheels in the same order from Timeline.

Answer the 5 questions below; each represents a **Cipher** wheel. Use terms from the following **Key** page to determine how many clicks to turn each wheel from 1-6. Tap the arrow buttons to turn each to its correct rotation (like a combination lock) and uncover the encrypted text.

Upon rotating all 5 wheels, confirm your answers using fact-check buttons. You have 3 chances.

1st Wheel: This secret group of American patriots snuck on to ships in the Boston Harbor to protest the Tea Act in 1773.

2nd Wheel: George Washington served in the Virginia Legislature, which, at the time was known as _____?

3rd Wheel: Which of these parliamentary acts did NOT lead to the Boston Tea Party (Townshend Acts, The Sugar Act, The Coercive Acts, The Stamp Act)?

4th Wheel: Originally published anonymously, this late 18th-century pamphlet advocated for the immediate separation of the Colonies from Great Britain.

5th Wheel: The Declaration of Independence was drafted by which individual?



BOULEVARD

Key

Rotation Number = 1

Benjamin Franklin
Stamp Act

Green Mountain Boys
United States Constitution

Rotation Number = 2

Boston Massacre
John Dunlap

Coercive Acts
Magna Carta

Rotation Number = 3

Congress
Night Riders

Declaration of Independence
Thomas Jefferson

Rotation Number = 4

American Parliament
Sugar Act

Samuel Adams
Tories

Rotation Number = 5

Battle of Lexington and Concord
House of Burgesses

Common Sense
John Hancock

Rotation Number = 6

Alexander Hamilton
Executive Branch

Sons of Liberty
Townshend Acts

Cipher Wheel	Rotation Number
1st	
2 nd	
3 rd	
4 th	
5 th	



BOULEVARD

Upon completion of Puzzle 2, the directive will be revealed. The **Cipher Machine** will dispense a sheet for you to inscribe and pass on to contemporary spies. Record the directive, and your score, for posterity, below.

After your departure from the barn, colonial spies will retrieve the crucial message you have left for them. America will soon achieve victory.

Congratulations.

*You have successfully completed
Operation Independence.*