

*Operation
Independence*





BOULEVARD

Operation Independence

Mission:

You are a time-traveling spy and find yourself back in late autumn 1777, in the midst of the American Revolutionary War. To ensure American independence, you must decode a hidden message to pass along to colonial spies.

Read this guide carefully. It will explain everything you need to complete this mission.

You will be working together with your compatriot to complete 2 sequential puzzles: a **Timeline** and a **Cipher**. To solve these puzzles, you must gather clues from 8 paintings and documents hidden in an abandoned barn. Scrolls nearby will provide you with important dates and names.



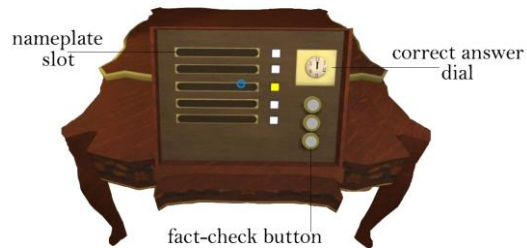
Take turns inside the optical device. The spy working on the outside will need to give prompts, ask questions, and keep track of findings. Then, switch after the first puzzle is completed.

*Proceed to Puzzle 1: The Timeline Desk
First spy puts on the optical device. Second spy reads the instructions.*



BOULEVARD

Puzzle 1: Timeline Desk



Task: Determine a timeline for the 8 objects in the barn, from earliest to latest, based on when each document was written or when each event depicted occurred.

Instructions

Start by navigating to *Tea Ships at Boston*

- Look at the object
- When its rim begins to glow, tap the touchpad on the side of the optical device

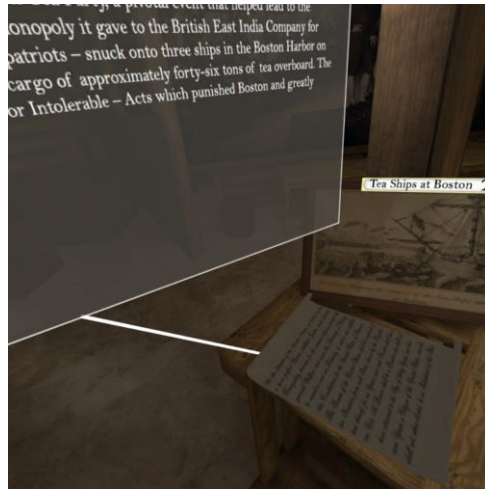




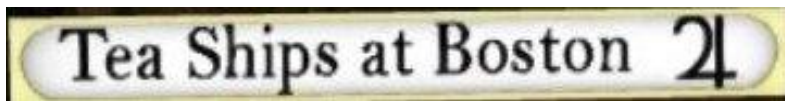
BOULEVARD

To read about it

- Look at the scroll nearby
- Tap the touchpad to reveal pop-up text
- Tap again to close



To collect the nameplate



- Look at the plate
- Tap to collect—this action automatically sends the nameplate to the **Timeline Desk**



- Repeat these steps for each object
- Make sure you collect all 8 nameplates

Proceed to the Timeline Desk



Object Titles

- | |
|-----------------------------------|
| Surrender of Burgoyne |
| Washington Resigning |
| Signing of Declaration (Painting) |
| George Washington |
| Declaration (Broadside) |
| Surrender of Cornwallis |
| Common Sense |
| Tea Ships at Boston |

5 objects in the barn were written or depict events that occurred before your arrival in late autumn 1777

- Order and set the 5 earliest corresponding nameplates, starting at the top

*For example, the first nameplate (the earliest) should be *Tea Ships at Boston* as this event occurred in 1773



BOULEVARD

To set the Timeline Desk

- Select the nameplate—look at it, then tap
- It will appear above the **Desk**.



- Next, tap the appropriate slot for the nameplate






BOULEVARD

- Confirm the nameplate order by using the fact-check buttons on the **Timeline Desk**. The fact-check dial will indicate the number slotted correctly. You have 3 chances to check the order.


DO NOT HIT NEXT

- Record the 5 nameplate symbols as they appear on the **Timeline**. You will use these symbols in the same order to select wheels in Puzzle 2.



1st Wheel 2nd Wheel 3rd Wheel 4th Wheel 5th Wheel

Symbols



HIT NEXT to proceed to Puzzle 2: Cipher Machine



BOULEVARD

Puzzle 2: Cipher Machine

Pass the optical device to your compatriot.



Task: Assemble the Cipher to uncover the secret directive.

Instructions

- To assemble your **Cipher**, tap to select and place each of the 5 wheels into the machine, starting from the left
- Place the wheels according to the symbol order from the **Timeline Desk**

*For example, the first wheel you place should have the 2 symbol because *Tea Ships at Boston* was the first nameplate in the **Timeline Desk**





BOULEVARD

Puzzle 2: Cipher Machine cont.

- Answer the 5 questions below. You will need to consult the objects/scrolls for this activity. The **Answers** will tell you how many clicks to turn each wheel (1-6).

QUESTIONS (Each answer represents a **Cipher** wheel)

1st Wheel: This secret group of American patriots snuck onto ships in the Boston Harbor to protest the Tea Act in 1773.

2nd Wheel: George Washington served in the Virginia Legislature, which at the time was known as _____?

3rd Wheel: Which of these parliamentary acts did NOT lead to the Boston Tea Party?
Townshend Acts, The Sugar Act, The Coercive Acts, The Stamp Act

4th Wheel: Originally published anonymously, this late 18th-century pamphlet advocated for the immediate separation of the Colonies from Great Britain.

5th Wheel: The Declaration of Independence was drafted by which individual?

Possible Answers

Number in the Window

Benjamin Franklin Stamp Act	Green Mountain Boys United States Constitution	= 1
Boston Massacre John Dunlap	Coercive Acts Magna Carta	= 2
Declaration of Independence Night Riders	Congress Thomas Jefferson	= 3
American Parliament Sugar Act	Samuel Adams Tories	= 4
Battle of Lexington and Concord House of Burgesses	Common Sense John Hancock	= 5
Alexander Hamilton Executive Branch	Sons of Liberty Townshend Acts	= 6

Note: *The same number may apply to more than one wheel*



BOULEVARD

Cipher Wheel	Number in the Window
1st	6
2nd	
3rd	
4 th	
5 th	

- Next, tap the arrow buttons to turn each wheel to its correct number (like a combination lock). For example, for Wheel 1, the window will display the number 6. Find the remaining 4 numbers.



- After setting the numbers for all 5 wheels, confirm your answers using the fact-check buttons. You have 3 chances to check your combination.



BOULEVARD

A secret directive will be revealed once the cipher's wheels are properly placed and turned the right number of times.

Upon completion of Puzzle 2, tap the sheet dispensed by the **Cipher Machine**.

- For posterity, record these words and your score below.

After your departure from the barn, colonial spies will retrieve the crucial message you have left for them. America will soon achieve victory.

Congratulations!

You have successfully completed Operation

Independence!